

TECHNICAL MANUAL

ORGANIZATIONAL, DIRECT SUPPORT, AND
GENERAL SUPPORT MAINTENANCE REPAIR
PARTS AND SPECIAL TOOLS LISTS
(INCLUDING DEPOT MAINTENANCE REPAIR
PARTS AND SPECIAL TOOLS)
FOR

TEST SETS, ELECTRON TUBE

TV-7A/U (NSN 6625-00-376-4939),

TV-7B/U (NSN 6625-00-376-4939),

A N D

TV-7D/U (NSN 6625-00-820-0064)

TECHNICAL MANUAL }
No. 11-6625-274-24P }

HEADQUARTERS
DEPARTMENT OF THE ARMY
WASHINGTON, DC 28 November 1979

**ORGANIZATIONAL, DIRECT SUPPORT, AND
GENERAL SUPPORT MAINTENANCE REPAIR
PARTS AND SPECIAL TOOLS LISTS
(INCLUDING DEPOT MAINTENANCE REPAIR
PARTS AND SPECIAL TOOLS)
FOR
TESTS SETS, ELECTRON TUBE
TV-7A/U (NSN 6625-00-376-4939),
TV-7B/U (NSN 6625-00-376-4939),
AND
TV-7D/U (NSN 6625-00-820-0064)**

Current as of 16 July 1979

REPORTING ERRORS AND RECOMMENDING IMPROVEMENTS
You can help improve this manual. If you find any mistakes or if you know of a way to improve the procedures, please let us know.
Mail your letter, DA Form 2028 (Recommended Changes to Publications and Blank Forms), or DA Form 2028-2 located in back of this manual direct to: Commander, US Army Communications and Electronics Materiel Readiness Command, ATTN: DRSEL-ME-MQ, Fort Monmouth, NJ 07703.
In either case, a reply will be furnished direct to you.

Table of Contents

SECTION I Introduction 1
II. Repair Parts List 5
Group 00 Test Set, Electron Tube TV-7A/U, TV-7B/U, and TV-7D/U 5 1
TV-7A/U, TV-7B/U, and TV-7D/U, Panel Assembly, Resistor Mounting Board, and E106
Removed 9 2
TV-7A/U, TV-7B/U, and TV-7D/U, Front Left Oblique. 11 3
TV-7A/U, TV-7B/U, and TV-7D/U, Direct Rear View 15 4
TV-7A/U, TV-7B/U, and TV-7D/U, Panel Assembly, Resistor Mounting Board, and E106
Mounted 19 5
TV-7A/U, TV-7B/U, and TV-7D/U, Rear Right Oblique 21 6
SECTION III. Special Tools List (Not applicable)
IV. National Stock Number and Part Number Index 22

*This manual supersedes TM 11-6625-274-25P, 22 June 1966.

SECTION I

INTRODUCTION

1. Scope

This manual lists spares and repair parts, special tools, special test, measurement, and diagnostic equipment (TMDE), and other special support equipment required for performance of organizational, direct support, and general support maintenance of the TV-7A/U, TV-7B/U, and TV-7D/U. It authorizes the requisitioning and issue of spares and repair parts as indicated by the source and maintenance codes.

2. General

This Repair Parts and Special Tools List is divided into the following sections:

a. Section II. Repair Parts List. A list of spares and repair parts authorized for use in the performance of maintenance. The list also includes parts which must be removed for replacement of the authorized parts. Parts lists are composed of functional groups in numeric sequence, with the parts in each group listed in figure and item number sequence.

b. Section III. Special Tools List. Not applicable.

c. Section IV. National Stock Number and Part Number Index. A list, in National item identification number (NIIN) sequence, of all National stock numbers (NSN) appearing in the listings, followed by a list, in alphameric sequence, of all part numbers appearing in the listings. National stock numbers and part numbers are cross-referenced to each illustration figure and item number appearance.

3. Explanation of Columns

a. Illustration. This column is divided as follows:

(1) *Figure number.* Indicates the figure number of the illustration on which the item is shown.

(2) *Item number.* The number used to identify item called out in the illustration.

b. Source, Maintenance, and Recoverability (SMR) Codes.

(1) *Source code.* Source codes indicate the manner of acquiring support items for maintenance, repair, or overhaul of end items. Source codes are entered in the first and second positions of the Uniform SMR Code format as follows:

<i>Code</i>	<i>Definition</i>
PA-Item	procured and stocked for anticipated or known usage.
XD-A	support item that is not stocked. When required, item will be procured through normal supply channels.

NOTE

Cannibalization or salvage may be used as a source of supply for any items source coded above except those coded XA and aircraft support items as restricted by AR 700-42.

(2) *Maintenance code.* Maintenance codes are assigned to indicate the levels of maintenance authorized to USE and REPAIR support items. The maintenance codes are entered in the third and fourth positions of the Uniform SMR Code format as follows:

(a) The maintenance code entered in the third position will indicate the lowest maintenance level authorized to remove, replace, and use the support item. The maintenance code entered in the third position will indicate one of the following levels of maintenance:

<i>Code</i>	<i>Application/Explanation</i>
O-Support	item is removed, replaced, used at the organizational level.
H-Support	item is removed, replaced, used at the general support level.

(b) The maintenance code entered in the fourth position indicates whether the item is to be repaired and identifies the lowest maintenance level with the capability to perform complete repair (i.e., all authorized maintenance functions). This position will contain one of the following maintenance codes:

Z-Nonreparable. No repair is authorized.

(3) *Recoverability code.* Recoverability codes are assigned to support items to indicate the disposition action on unserviceable items. The recoverability code is entered in the fifth position of the Uniform SMR Code format as follows:

Recoverability codes

Definition

Z-Nonreparable item. When unserviceable, condemn and dispose at the level indicated in position 3.

c. *National Stock Number.* Indicates the National stock number assigned to the item and will be used for requisitioning purposes.

d. *Part Number.* Indicates the primary number used by the manufacturer (individual, company, firm, corporation, or Government activity), which controls the design and characteristics of the item by means of its engineering drawings, specifications, standards, and inspection requirements to identify an item or range of items.

NOTE

When a stock numbered item is requisitioned, the repair part received may have a different part number than the part being replaced.

e. *Federal Supply Code for Manufacturer (FSCM).* The FSCM is a 5-digit numeric code listed in SB 708-42 which is used to identify the manufacturer, distributor, or Government agency, etc.

f. *Description.* Indicates the Federal item name and, if required, a minimum description to identify the item. When the part to be used differs between serial numbers of the same model, the effective serial numbers are shown as the last line of the description.

g. *Unit of Measure (U/M).* Indicates the standard of the basic quantity of the listed item as used in performing the actual maintenance function. This measure is expressed by a two-character alphabetical abbreviation (e.g., ea, in, pr, etc). When the unit of measure differs from the unit of issue, the lowest unit of issue that will satisfy the required units of measure will be requisitioned.

h. *Quantity Incorporated in Unit.* Indicates the quantity of the item used in the breakout shown on the illustration figure, which is prepared for a functional group, subfunctional group, or an assembly.

4. Special Information

a. Usable on codes are shown in the description column. Uncoded items are applicable to all models.

Identification of the usable on codes used in this publication are:

<i>Code</i>	<i>Used on</i>
3F2	TV-7A/U
3FZ	TV-7B/U
AJ9	TV-7D/U

b. The following publications pertain to the TV-7A/U, TV-7B/U, and TV-7D/U and their components:

TM 11-6625-274-12, Test Sets, Electron Tube TV-7/U, TV-7A/U, TV-7B/U, and TV-7D/U.

TM 11-6625-274-35, Test Sets, Electron Tube TV-7/U, TV-7A/U, TV-7/U, TV-7A/U, TV-7B/U, and TV-7D/U.

5. How to Locate Repair Parts

a. When National stock number or part number is unknown.

(1) *First.* Using the table of contents, determine the functional group within which the item belongs. This is necessary since illustrations are prepared for functional groups and listings are divided into the same groups.

(2) *Second.* Find the illustration covering the functional group to which the item belongs.

(3) *Third.* Identify the item on the illustration and note the illustration figure and item number of the item.

(4) *Fourth.* Using the Repair Parts Listing, find the figure and item number noted on the illustration.

b. When National stock number or part number is known.

(1) *First.* Using the Index of National Stock Numbers and part Numbers, find the pertinent National stock number or part number. This index is in NIIN sequence followed by a list of part numbers in alphameric sequence, cross-referenced to the illustration figure number and item number.

(2) *Second.* After finding the figure and item number, locate the figure and item number in the repair parts list.

6. Abbreviations

Not applicable.

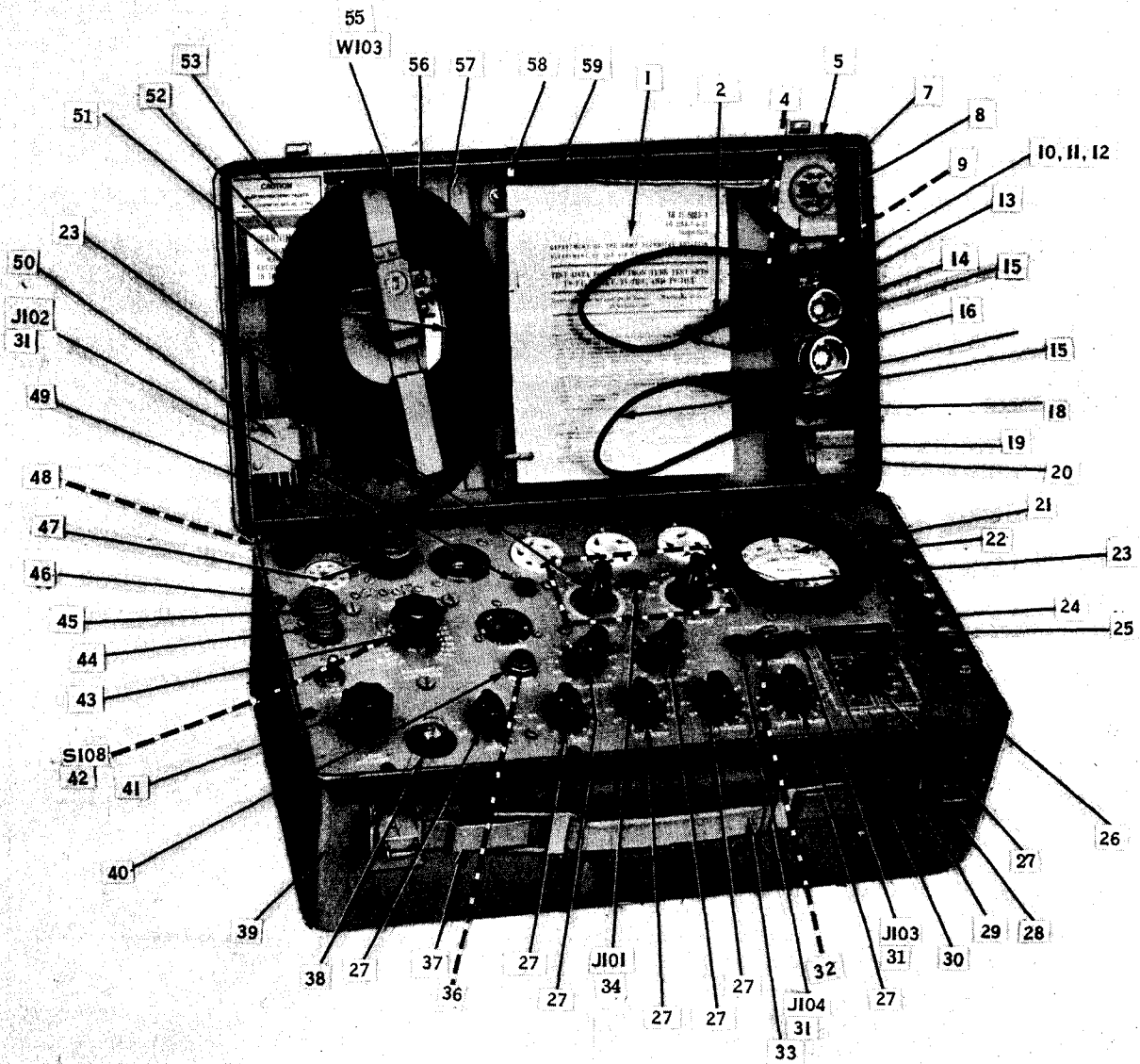
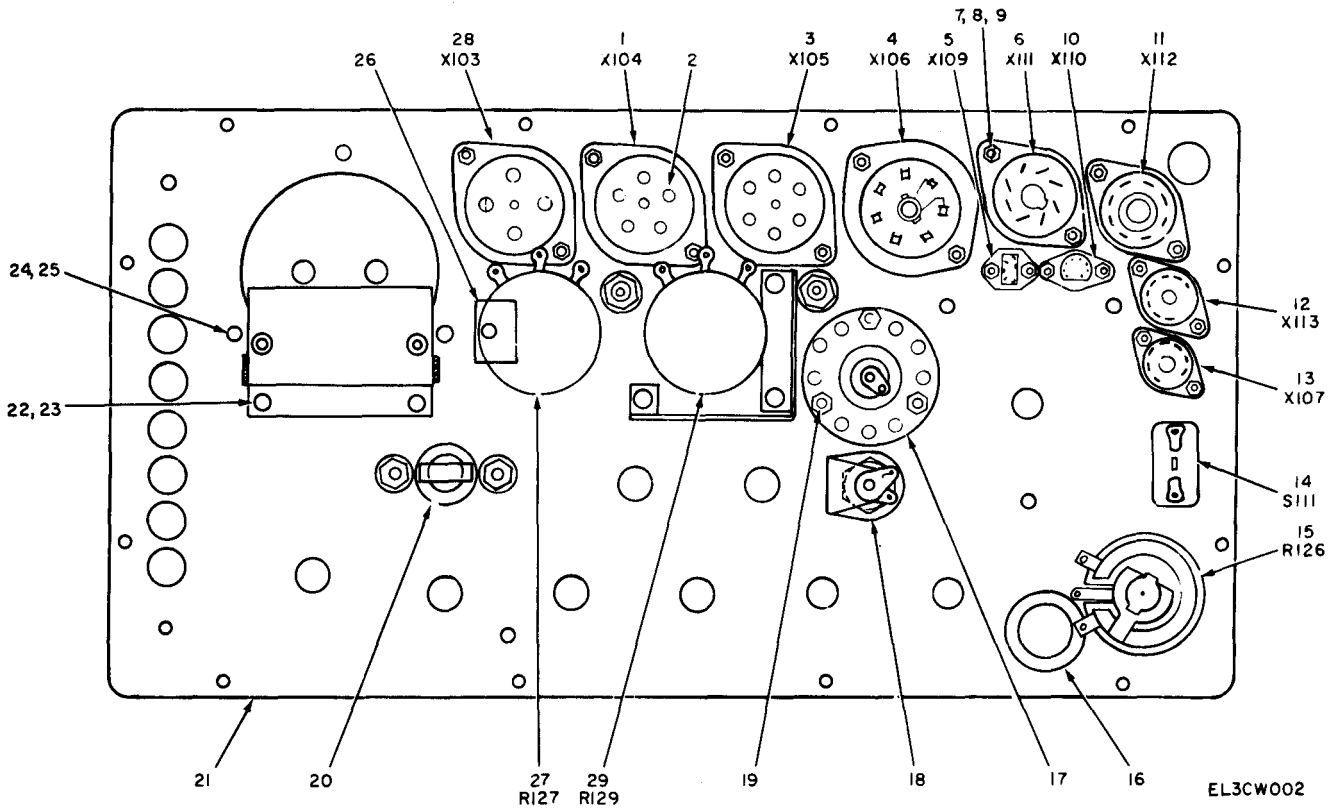


Figure 1. Test Set, Electron Tube TV-7AW, TV-7B/U, and TV-7D/U.

(1) ILLUSTRATION (A) FIG NO.	(2) (B) ITEM NO.	(3) SMR CODE	(4) NATIONAL STOCK NUMBER	(4) PART NUMBER	(5) FSCM	(6) DESCRIPTION Group00	(7) 00	(8) QTY INC IN	
TV-7A/U, TV-7B/U, TV-7D/U									
1	1	PAOZZ	6625-00-913-0459	SMB425539	80063	BINDER, LOOSE LEAF	EA	1	
1	2	PAOZZ	5975-00-281-0046	49	76545	CABLE NIPPLE	EA	2	
1	4	PAOZZ	5999-00-230-1212	48C	76545	CLIP, ELECTRICAL	EA	2	
1	5	PAHZZ	5330-00-543-6798	SMB425535	80063	GASKET	3F2, 3FZ, AJ9	EA	1
1	7	XDHZZ		SMC353990	80063	ADAPTER ASSY	AJ9	EA	1
1	8	XDOZZ		SMC353989	80063	ADAPTER, ELECTRON		EA	1
1	9	XDHZZ		SMB425543-2	80063	CLIP, SPRING	AJ9	EA	1
1	10	PAHZZ	5305-00-984-4983	MS35225-26	96906	SCREW, MACHINE	AJ9	EA	2
1	11	PAHZZ	5310-00-186-7410	MS15795-206	96906	WASHER, FLAT	AJ9	EA	2
1	12	PAHZZ	5310-00-045-4007	MS35338-41	96906	WASHER, LOCK	AJ9	EA	2
1	13	XDHZZ		SMB425547	80063	PIN, STRAIGHTENE	3FZ, AJ9	EA	1
1	13	PAHZZ	5120-00-322-5757	16277-4	28569	PIN, STRAIGHTENER	3F2	EA	1
1	14	XDHZZ		SMB425540	80063	PIN, STRAIGHTENER	AJ9	EA	1
1	15	PAOZZ	6625-00-727-7065	SMB425548	80063	LEAD, TEST	3F2, 3FZ, AJ9	EA	2
1	16	XDHZZ		SMB425546	80063	PIN, STRAIGHTENE	3FZ, AJ9	EA	1
1	16	PAHZZ	5120-00-322-5756	SMB179193	80063	STRAIGHTENER PIN	3F2	EA	1
1	18	XDOZZ		203AS	83330	PLUG, TIP	AJ9	EA	2
1	19	XDOZZ		7400-0013	94991	ADAPTER, ELECTRON		EA	1
1	20	PAOZZ	5975-00-351-6114	SR5P1	28520	CLAMP, ELECTRICAL	3FZ	EA	1
1	21	PAHZZ	6625-00-669-0741	SMB425589	80063	AMMETER		EA	1
1	22	XDOZZ		S292-34BB	75376	KNOB	3FZ, AJ9	EA	7
1	23	PAOZZ	5355-00-523-8289	SMB179259	80063	KNOB	3F2, 3FZ, AJ9	EA	2
1	24	XDOZZ		EDC41830RED	72512	KNOB		EA	1
1	25	PAOZZ	6240-00-179-1814	NE45	08108	LAMP, GLOW		EA	1
1	26	XDHZZ		SMB425646	80063	PLAT	AJ9	EA	1
1	27	PAHZZ	5355-00-160-7105	S292-3L	75376	KNOB		EA	8
1	28	PAHZZ	5340-00-205-5184	SCB83314	80063	CATCH, LUGGAGE		EA	2
1	29	XDHZZ		SMD425566	80063	PANEL ASSEMBLY	AJ9	EA	1
1	30	PAHZZ	5305-00-579-3029	MS35233-1	96906	SCREW, MACHINE	AJ9	EA	2
1	31	PAHZZ	5935-00-702-1679	SMB425581-2	80063	CONNECTOR, RECPT, ASSY, BLACK		EA	3
1	32	XDHZZ		A414L	72765	LAMPHOLDER		EA	1
1	33	PAHZZ	6625-00-075-2455	SMB425561	80063	HANDLE ASSEMBLY		EA	1
1	34	PAHZZ	5935-00-258-1194	SMB425581-1	80063	CONNECTOR, RECPT, ASSY, RED		EA	1
1	36	PAOZZ	6240-00-155-8706	47	08808	LAMP, INCANDESCENT		EA	1

(1) ILLUSTRATION (A) FIG NO.	(B) ITEM NO.	(2) SMR CODE	(3) NATIONAL STOCK NUMBER	(4) PART NUMBER	(5) FSCM	(6) DESCRIPTION	(7) USABLE ON COIU/M	(8) QTY INC IN UNIT
1	37	PAHZZ	6625-00-075-2455	SMB425561	80063	HANDLE,BAIL	EA	1
1	38	PAOZZ	6240-00-014-2306	81	08108	LAMP, INCANDESCENT	EA	1
1	39	XDHZZ		SMD425557	80063	CASE ASSEMBLY	EA	1
1	40	PAHZZ	6210-00-299-4149	SMB425584-3	80063	LENS, RED	EA	1
1	41	PAOZZ	5355-00-543-7183	MS91531-2N2B	96906	KNOB	EA	1
1	42	XDHZZ		SMB425633	80063	SWITCH, ROTARY	AJ9 EA	1
1	43	PAOZZ	5355-00-284-5664	S308-64-BB40281	75376	KNOB	EA	1
1	44	PAOZZ	6625-00-618-9928	B246-501	00641	ADAPTER, ELECTRON	EA	1
1	45	PAOZZ	6625-00-618-9929	B246-502	00641	ADAPTER, ELECTRON	EA	1
1	46	PAHZZ	5305-00-889-3000	MS35225-30	96906	SCREW, MACHINE	AJ9 EA	12
1	47	PAOZZ	6625-00-684-1189	A1313	00641	ADAPTER, ELECTRON	EA	1
1	48	XDHZZ		SMB425560	80063	HINGE, BUTT	AJ9 EA	2
1	49	XDOZZ		B109	00641	ADAPTER, ELECTRON	EA	1
1	50	XDHZZ		SMB425543-1	80063	CLIP, SPRING	AJ9 EA	1
1	51	XDHZZ		SMB425556	80063	LABEL, POWER CORD	AJ9 EA	1
1	52	XDHZZ		SMB425554	80063	LABEL, WARNING	AJ9 EA	1
1	53	XDHZZ		SMB425537	80063	LABEL, CAUTION	AJ9 EA	1
1	55	XDHZZ		SMB425635	80063	CABLE ASSEMBLY	EA	1
1	56	PAHZZ	5935-00-552-4490	MS91184-1	96906	CONNECTOR, PLU	EA	1
1	57	XDHZZ		SMD425527	80063	COVER ASSEMBLY	AJ9 EA	1
1	58	XDOZZ		88	76545	CLIP, ELECTRICAL	EA	27
1	59	PAOZZ	5975-00-383-1318	49	80063	INSULATOR, CLIP	EA	2



EL3CW002

Figure 2, TV-7A/U, TV-7B/U, and TV-7D/U, Panel Assembly, Resistor Mounting Board, and E106 Removed.

(1) ILLUSTRATION (A) FIG NO.	(B) ITEM NO.	(2) SMR CODE	(3) NATIONAL STOCK NUMBER	(4) PART NUMBER	(5) FSCM	(6) DESCRIPTION	(7) USABLE ON COIU/M	(8) QTY INC IN UNIT
2	1	PAHZZ	5935-00-248-3549	SMB425572	80063	SOCKET, ELECTRON	EA	1
2	2	PAHZZ	5950-00-902-3253	56-590-65-4A	02114	INSULATOR, BEAD	EA	68
2	3	PAHZZ	5935-00-501-5792	SMB425573	80063	SOCKET, ELECTRON	EA	1
2	4	PAHZZ	5935-00-173-8220	SMB425579	80063	SOCKET, ELECTRON	EA	1
2	5	PAOZZ	6625-00-727-7065	SMB425577	80063	ADAPTER, ELECTRON	EA	1
2	6	PAHZZ	5935-00-201-4783	SMB425569	80063	SOCKET, ELECTRON SELECT	3FZ, AJ9	EA 1
2	6	PAHZZ	5935-00-129-9358	TS101P02	80058	SOCKET, ELECTRON	3F2	EA 1
2	7	PAHZZ	5305-00-043-6640	MS35225-15	96906	SCREW, MACHINE	EA	20
2	8	PAHZZ	5310-00-543-2410	MS35338-40	96906	WASHER, LOCK	EA	26
2	9	PAHZZ	5310-00-934-9739	MS35649-242	96906	NUT, PLAIN	EA	23
2	10	PAHZZ	5935-00-578-2644	SMB425578	80063	SOCKET, ELECTRON	EA	1
2	11	XDHZZ		SMB425575	80063	SOCKET, ELECTRON	EA	1
2	12	PAHZZ	5935-00-018-9183	SMB425576	80063	SOCKET, ELECTRON	EA	1
2	13	XDHZZ		SMB425574	80063	SOCKET, ELECTRON	EA	1
2	14	PAHZZ	5930-00-655-1514	MS35058-22	96906	SWITCH, TOGGLE SELECT	3F2, 3FZ, AJ9	EA 1
2	15	PAHZZ	5905-00-158-5716	RP101FD201KK	81349	RESISTOR, VARIABLE, W	EA	1
2	16	XDHZZ		SMB425580-1	80063	GROMMET, RUBBER	3FZ, AJ9	EA 1
2	17	XDHZZ		SMB425570	80063	SOCKET, ELECTRON	EA	1
2	18	PAOZZ	6210-00-299-4149	SMB425584	80063	LIGHT, INDICATOR ASSEMBLY	EA	1
2	19	PAHZZ	5305-00-983-6730	MS35225-18	96906	SCREW, MACHINE	EA	3
2	20	XDHZZ		SMB425580-2	80063	GROMMET, RUBBER	3FZ, AJ9	EA 1
2	21	XDHZZ		SMD425568	80063	PANEL, BLANK	EA	1
2	22	XDHZZ		SMB425587	80063	BRACKET, ASSY	EA	1
2	23	PAHZZ	5305-00-889-3000	MS35225-30	96906	SCREW, MACHINE	EA	5
2	24	PAHZZ	5310-00-489-7726	A6-120	25472	NUT, BLIND RIVET	EA	3
2	25	XDHZZ		MS35231-33	96906	SCREW, MACHINE	EA	3
2	26	XDHZZ		SMC95950	80063	BRACKET, MOUNTING	EA	1
2	27	PAHZZ	5905-00-665-9372	SMB425586	80063	RESISTOR, VARIABLE	EA	1
2	28	PAHZZ	5935-00-162-3077	SMB425571	80063	SOCKET, ELECTRON	EA	1
2	29	PAHZZ	5905-00-644-8936	SMB425585	80063	RESISTOR, VARIABLE	EA	1

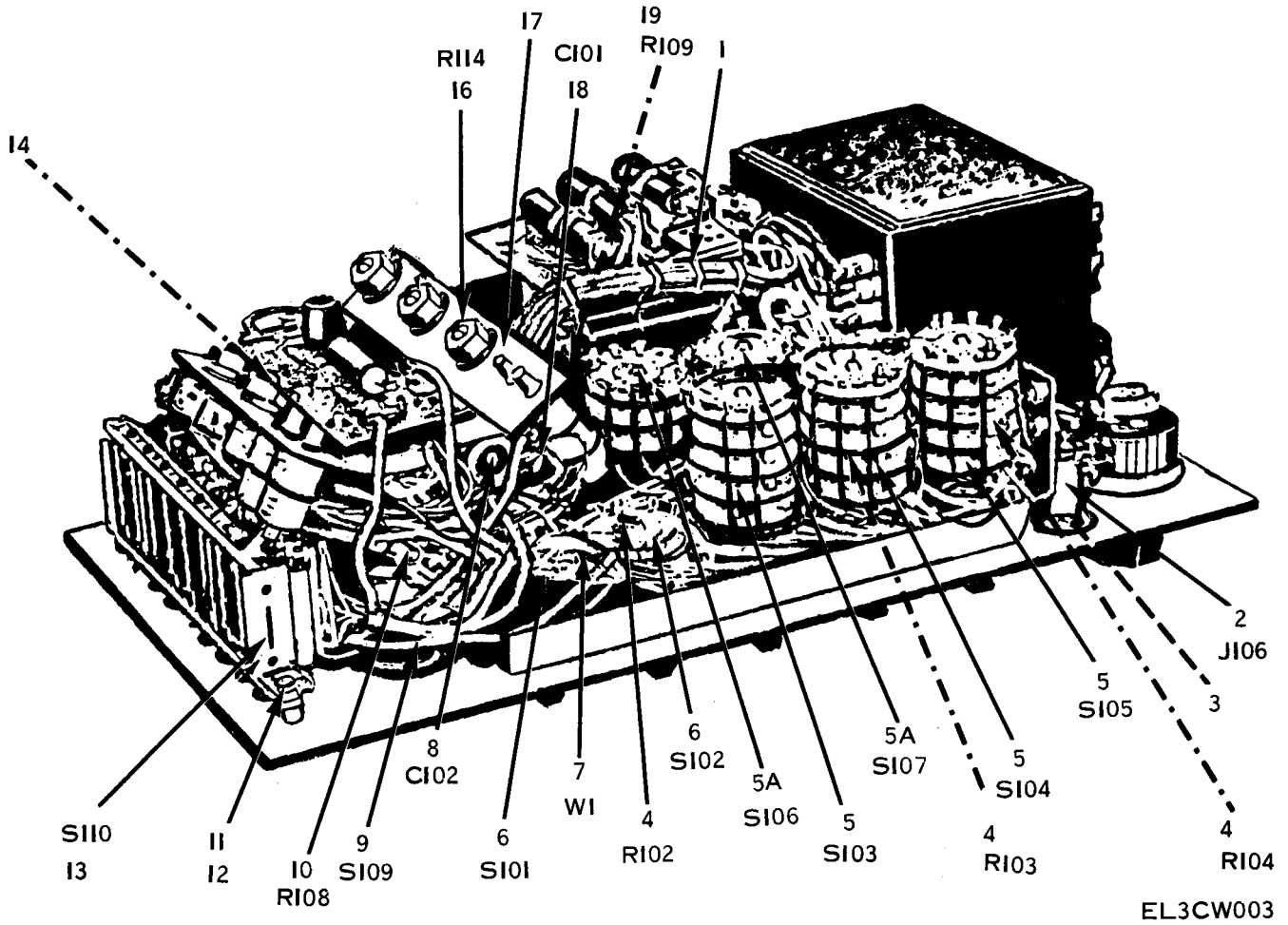
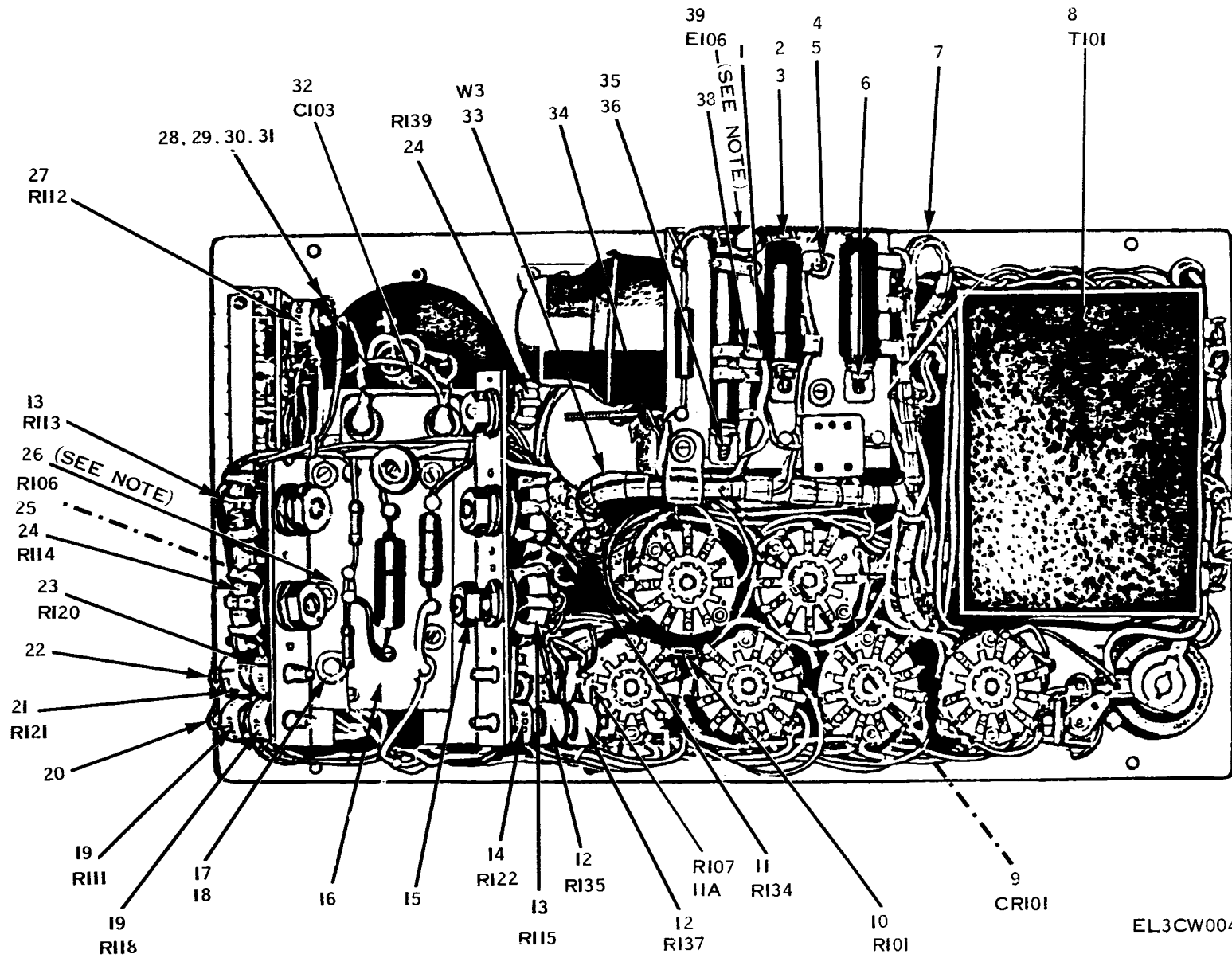


Figure 3. TV-7A/U, TV-7B/U, and TV-7D/U, Front Left Oblique.

EL3CW003

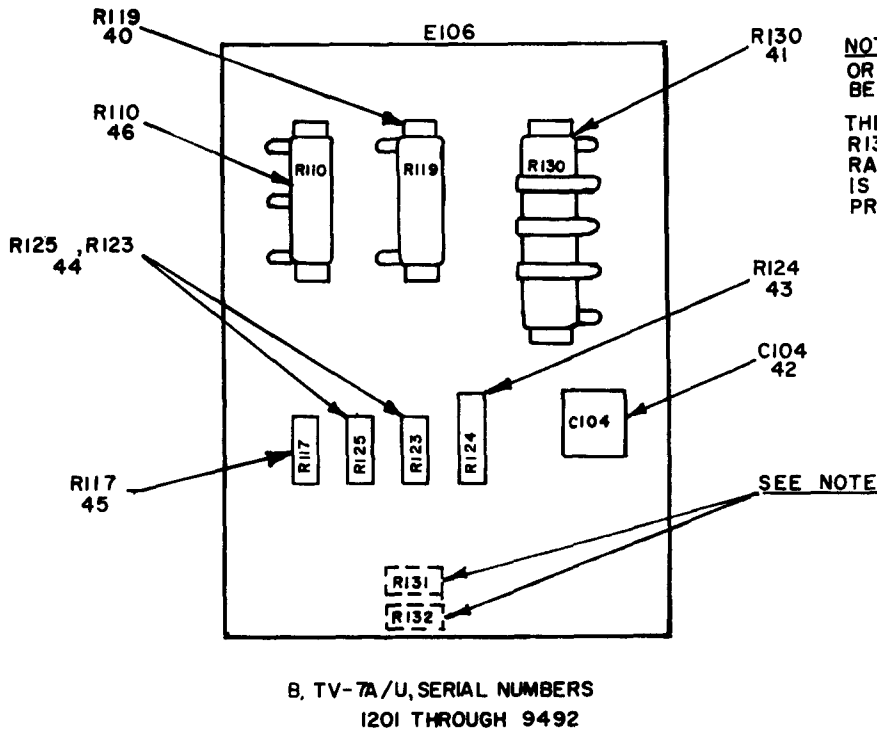
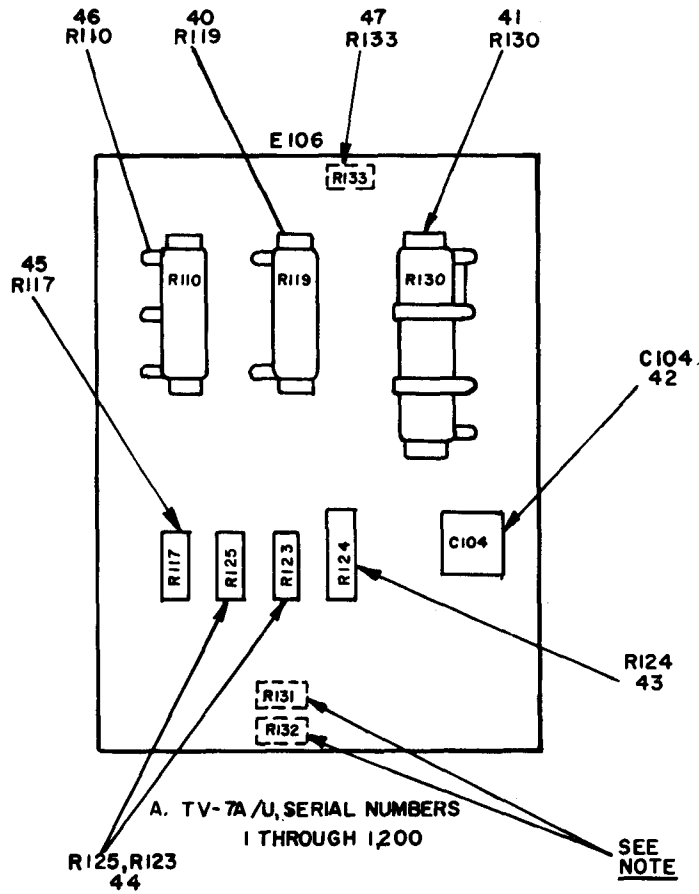
(1) ILLUSTRATION (A) FIG NO.	(B) ITEM NO.	(2) SMR CODE	(3) NATIONAL STOCK NUMBER	(4) PART NUMBER	(5) FSCM	(6) DESCRIPTION	(7) USABLE ON COIU/M	(8) QTY INC IN UNIT
3	1	XDHZZ		SMC425627	80063	WIRING HARNESS	AJ9 EA	1
3	2	XDHZZ	6250-00-243-8288	19350-1	28569	LAMPHOLDER	EA	1
3	3	PAHZZ	5305-00-043-6663	MS35225-28	96906	SCREW, MACHINE	AJ9 EA	2
3	4	PAHZZ	5905-00-258-6558	RC32GF470K	81349	RESISTOR, FIXE	EA	3
3	5	XDHZZ		SMA425605	80063	SWITCH, ROTARY SELECT	3F2, 3FZ, AJ9 EA	3
3	5A	XDHZZ		SMA425607	80063	SWITCH, ROTARY SELECT	3F2, 3FZ, AJ9 EA	2
3	6	XDHZZ		SMA425603	80063	SWITCH, ROTARY	EA	2
3	7	XDHZZ		SMC425610	80063	WIRING HARNESS	AJ9 EA	1
3	8	PAHZZ	5910-00-112-7483	CP28A1EF104K	81349	CAPACITOR, FIXE	EA	1
3	9	XDHZZ		SMA425625	80063	SWITCH, ROTARY	AJ9 EA	1
3	9	PAHZZ	5930-00-259-8950	SMA179272	80063	SWITCH, ROTARY	3F2, 3FZ EA	1
3	10	PAHZZ	5905-00-279-3499	RC20GF273J	81349	RESISTOR, FIXE	EA	1
3	11	XDHZZ		MS35225-8	96906	SCREW, MACHINE	AJ9 EA	1
3	12	PAHZZ	5310-00-543-5060	MS35338-39	96906	WASHER, LOCK	AJ9 EA	1
3	13	PAHZZ	5930-00-548-9960	224994-130	76854	SWITCH, PUSH	EA	1
3	14	XDHZZ		SMC425612	80063	ASSEMBLY, ELEK CMPNT	AJ9 EA	1
							EA	2
3	16	PAHZZ	5905-00-279-7519	18763-321(280)	28569	RESISTOR, FIXED, WIRE	3F2 EA	1
3	17	XDHZZ		SMC425613	80063	BRACKET, RESISTOR	AJ9 EA	1
3	18	PAHZZ	5910-00-762-2945	CM15FD471G03	81349	CAPACITOR, FIXE	EA	1
3	19	PAHZZ	5905-00-221-5860	RC20GF334K	81349	RESISTOR, FIXE	EA	1



EL3CW004

NOTE:SEE FIG. 4, SHTS 2 AND 3 FOR ITEM 26 AND ITEM 39 PARTS LOCATION

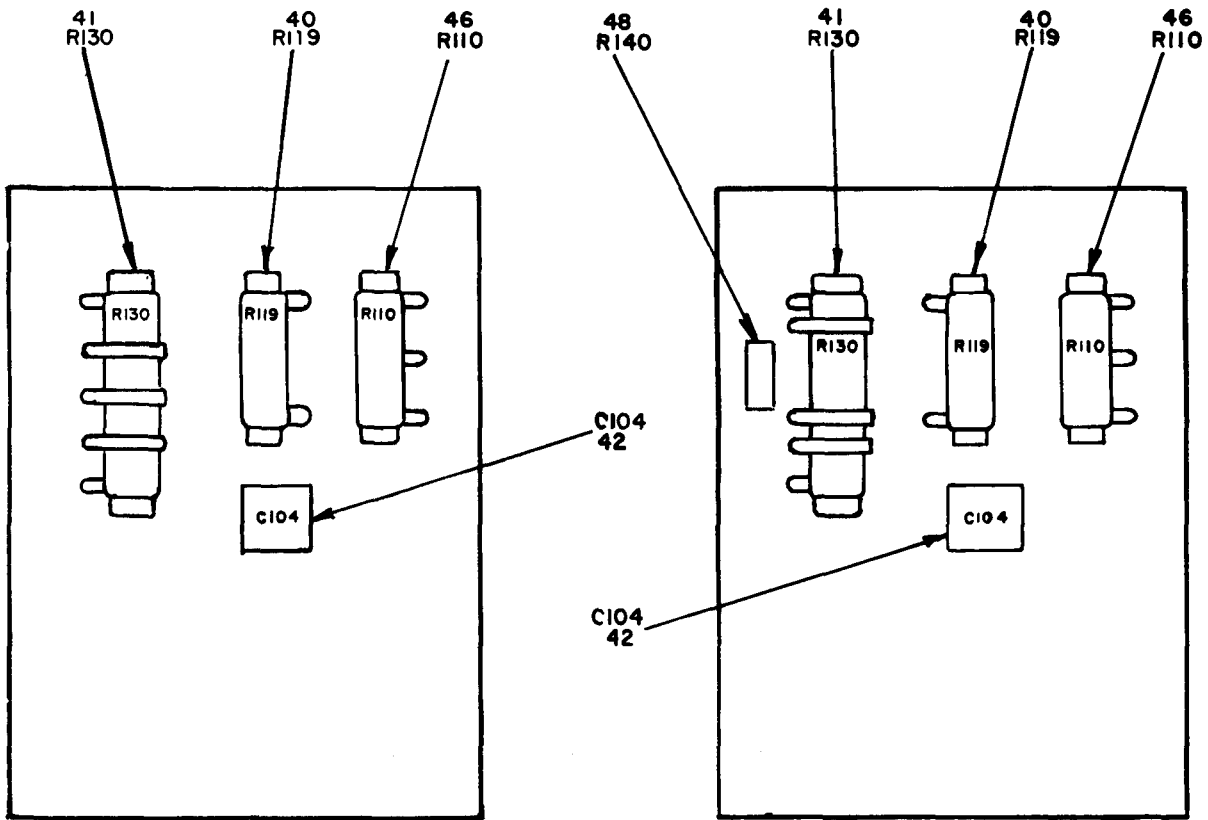
Figure 4. TV-7A/U, TV-7B/U, and TV-7D/U, Direct Rear View (sheet 1 of 3).



NOTE: RESISTORS R131 OR R132, IF USED, WILL BE MOUNTED AS SHOWN. THE VALUE OF R131 AND R132 (IF USED), WHICH RANGES FROM 10K TO 20K, IS DETERMINED IN PRODUCTION.

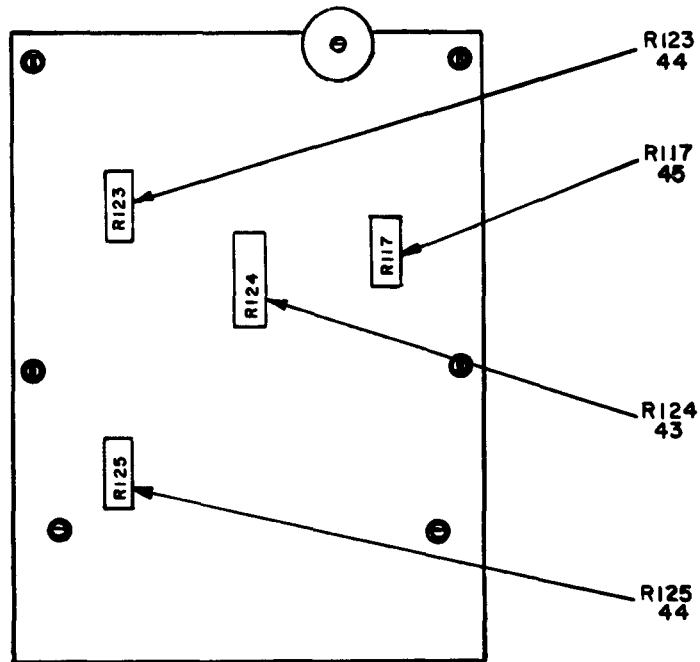
Figure 4. TV-7A/U, TV-7B/U, and TV-7D/U, Direct Rear View (sheet 2 of 3).

EL3CW005



D. TV-7B/U

E. TV-7D/U



F. RESISTOR MOUNTING BOARD
TV-7B/U & TV-7D/U

EL3CW006

Figure 4. TV-7A/U, TV-7B/U, and TV-7D/U, Direct Rear View (sheet 3 of 3).

(1) ILLUSTRATION (A) FIG NO.	(B) ITEM NO.	(2) SMR CODE	(3) NATIONAL STOCK NUMBER	(4) PART NUMBER	(5) FSCM	(6) DESCRIPTION	(7) USABLE ON COIU/M	(8) QTY INC IN UNIT
4	1	PAHZZ	5310-00-013-4530	MS35649-62	96906	NUT, PLAIN, HEXAGON	AJ9 EA	7
4	2	PAHZZ	5305-00-889-3000	MS35225-30	96906	SCREW, MACHINE	AJ9 EA	2
4	3	PAHZZ	5310-00-983-8483	MS27183-5	96906	WASHER, FLAT	AJ9 EA	2
4	4	PAHZZ	5305-00-984-6225	MS35206-238	96906	SCREW, MACHINE	AJ9 EA	2
4	5	XDHZZ		5615	43021	WASHER, NON-METALLIC	AJ9 EA	4
4	6	PAHZZ	5310-00-951-4679	MS15795-203	96906	SCREW, MACHINE	AJ9 EA	6
4	7	XDHZZ		SMD425626	80063	WIRING HARNESS	AJ9 EA	1
4	8	PAHZZ	5950-00-501-4598	FP6325	30724	TRANSFORMER, POWE	3F2 EA	1
4	9	XDHZZ		B2A2D1	06288	RECTIFIER, METALLIC	3F2, 3FZ, AJ9 EA	1
4	10	PAHZZ	5905-00-409-7616	RC20GF105K	81349	RESISTOR, FIXE	EA	1
4	11	XDHZZ		SMB425618-2	80063	RESISTOR, VARIABLE	3FZ, AJ9 EA	1
4	11A	PAHZZ	5905-00-254-9201	RC20GF473J	81349	RESISTOR, FIXE	EA	1
4	12	PAHZZ	5905-00-642-2417	RB15AK45ROOF	81349	RESISTOR, FIXED, WIRE SELECT	3F2, 3FZ, AJ9 EA	2
4	12	PAHZZ	5905-00-985-5438	RB08CE89R00D	81349	RESISTOR, FIXED, WIRE SELECT	3F2 EA	2
4	13	XDHZZ		SMB425618-1	80063	RESISTOR, VARIABLE USED IN A MOD SER NRS 1201 TEA 3F2, 3FZ, AJ9	EA	2
4	13	XDHZZ		43C	80063	RESISTOR, VARIABLE SELECT	3F2 EA	2
4	14	PAHZZ	5905-00-985-5438	RB15AK89ROOF	81349	RESISTOR, FIXED, WIRE	EA	1
4	15	XDHZZ		SMB425619	80063	NUT, SELF-LOCKIN	AJ9 EA	5
4	16	XDHZZ		SMB425616	80063	TERMINAL BOARD	AJ9 EA	1
4	17	PAHZZ	5310-00-934-9739	MS35649-242	96906	NUT, PLAIN, HEXAGON	3FZ, AJ9 EA	2
4	18	PAHZZ	5310-00-543-2410	MS35338-40	96906	WASHER, LOCK	3FZ, AJ9 EA	2
4	19	PAHZZ	5905-00-059-7464	RB15AK109ROF	81349	RESISTOR, FIXED, WIRE	EA	2
4	20	PAHZZ	5305-00-984-6223	MS35206-236	96906	SCREW, MACHINE	AJ9 EA	1
4	21	PAHZZ	5905-00-059-8017	RB15AK111ROD	81349	RESISTOR, FIXED, WIRE	EA	1
4	22	PAHZZ	5305-00-984-6223	MS35206-236	96906	SCREW, MACHINE	AJ9 EA	1
4	23	PAHZZ	5905-00-815-3197	RB08CE906R0D	81349	RESISTOR, FIXED, WIRE	EA	1
4	24	XDHZZ		SMB425618-3	80063	RESISTOR, VARIABLE	AJ9 EA	2
4	24	PAHZZ	5905-00-549-9501	SMB425618-3	80063	RESISTOR, VARIBLE SELECT	3FZ EA	1
4	25	PAHZZ	5905-00-059-8768	RB15AK150ROF	81349	RESISTOR, FIXED, WIRE	EA	1
4	26	XDHZZ		SMB425615	80063	RESISTOR BOARD	AJ9 EA	1
4	27	XDHZZ		RB15AK27ROOF	81349	RESISTOR, FIXED, WIRE	EA	1
4	28	PAHZZ	5305-00-043-6668	MS35225-33	96906	SCREW, MACHINE	AJ9 EA	2
4	29	PAHZZ	5310-00-045-4007	MS35338-41	96906	WASHER, LOCK	AJ9 EA	2
4	30	XDHZZ		SMB425553	80063	WASHER, NONMETALLIC	AJ9 EA	4
4	31	PAHZZ	5310-00-934-9755	MS35650-362	96906	NUT, PLAIN, HEXAGON	AJ9 EA	2
4	32	PAHZZ	5910-00-557-6793	CE63C101E	81349	CAPACITOR, FIXE	EA	1
4	33	XDHZZ		SMC425628	80063	WIRING HARNESS	AJ9 EA	1
4	34	XDHZZ		SMB4255-45	80063	PIN, SHOULDERE	AJ9 EA	2

(1) ILLUSTRATION (A) FIG NO.	(2) (B) ITEM NO.	(3) SMR CODE	(4) NATIONAL STOCK NUMBER	(4) PART NUMBER	(5) FSCM	(6) DESCRIPTION	(7) USABLE ON COIU/M	(8) QTY INC IN UNIT
4	35	XDHZZ		6525	43021	WASHER, NON-METALLIC	AJ9 EA	2
4	36	PAHZZ	5310-00-045-4007	MS35338-22	96906	WASHER, LOCK	AJ9 EA	2
4	38	XDHZZ		SMC425590-12	80063	SCREW, MACHINE	AJ9 EA	1
4	39	XDHZZ		SMC425590	80063	ASSEMBLY, ELEK CMPNT	3FZ, AJ9 EA	1
4	40	PAHZZ	5905-00-258-6918	RW31V18Z	81349	RESISTOR, FIXED, WIRE	EA	1
4	41	PAHZZ	5905-00-503-5160	SMB425597	80063	RESISTOR, ADJUSTABLE THRU 1200	USED IN MODEL NO. TV-7A/U SEA 3F2, 3FZ, AJ9	1
4	41	PAHZZ	5905-00-259-3509	1AV8500	37942	RESISTOR, ADJUSTABLE 1201 THRU 9492	USED IN MODEL NO. TV-7A/U SEA 3F2	1
4	42	XDHZZ		CM30B272K	81349	CAPACITOR, FIXE	EA	1
4	43	PAHZZ	5905-00-552-5153	RN75B2253F	81349	RESISTOR, FIXED, FILM SELECT	3FZ, AJ9 EA	1
4	43	PAHZZ	5905-00-279-8195	CPH1-2	33224	RESISTOR, FIXE SELECT	3F2 EA	1
4	44	PAHZZ	5905-00-280-1582	RN20X1001F	81349	RESISTOR, FIXED, FILM	EA	2
4	45	XDHZZ		RN75B1201F	81349	RESISTOR, FIXED, FILM SELECT	3FZ, AJ9 EA	1
4	45	PAHZZ	5905-00-369-6916	RCR32G122JS	81349	RESISTOR, FIXE SELECT	3F2 EA	1
4	46	XDHZZ		SMC425590	80063	RESISTOR, FIXED, WIRE	EA	1
4	47	PAHZZ	5905-00-115-3565	RC32GF861J	81349	RESISTOR, FIXED, COMP THRU 1200	USED IN MODEL NO. TV-7A/U SEA 3F2	1
4	48	PAHZZ	5905-00-279-2661	RC32GF182J	81349	RESISTOR, FIXE	AJ9 EA	1

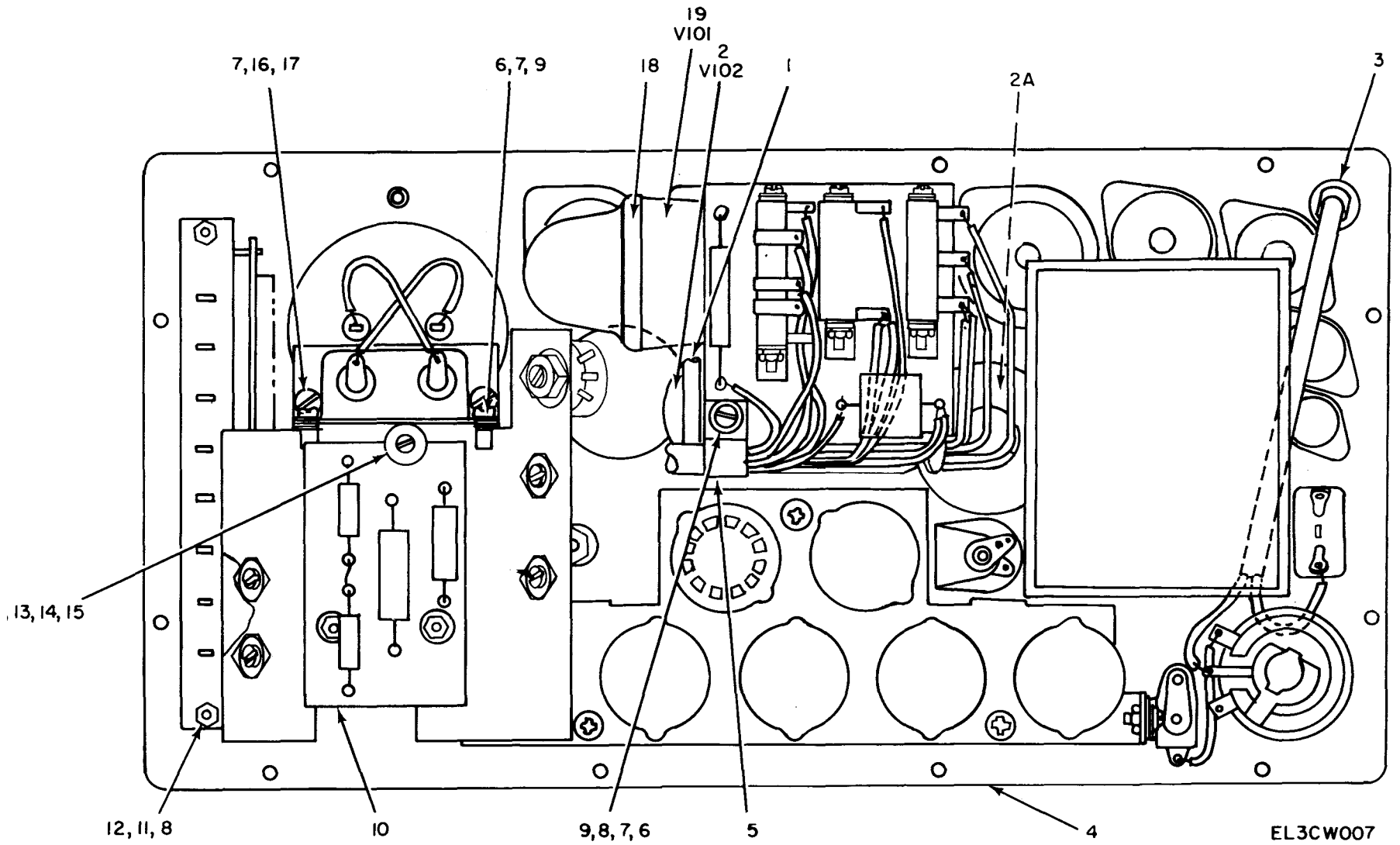
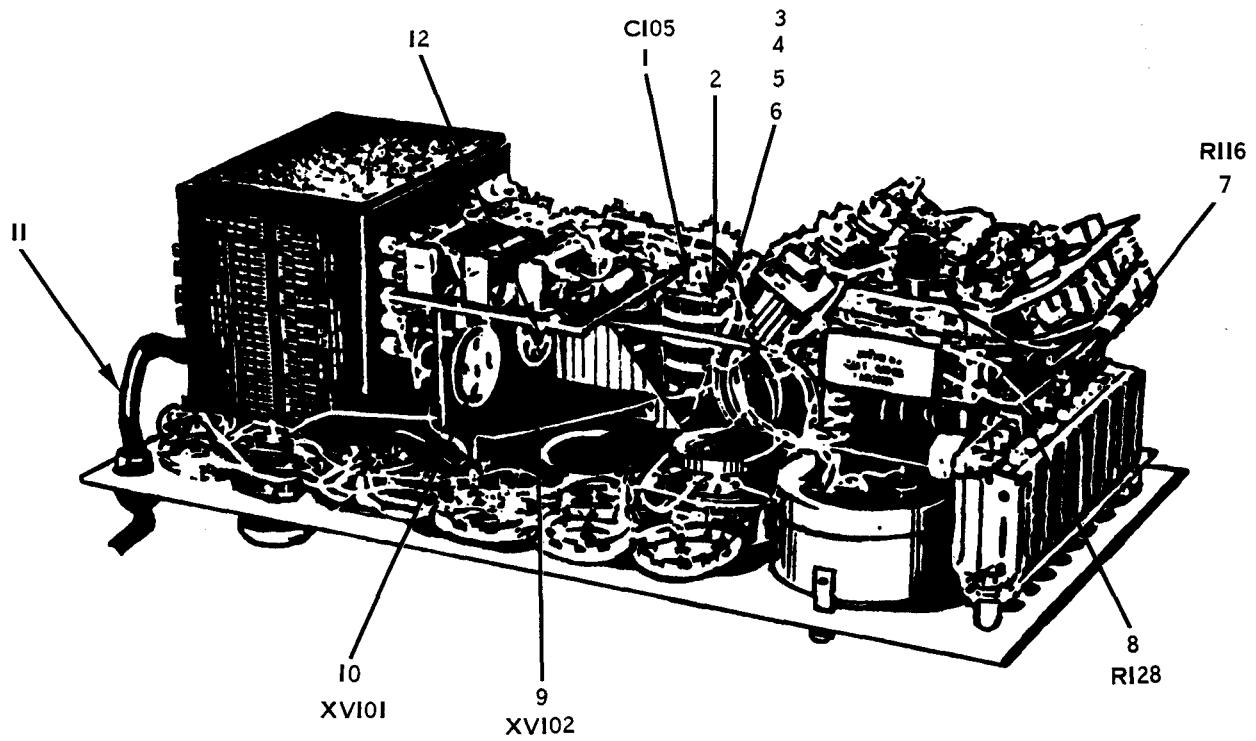


Figure 5. TV-7A/U, TV-7B/U, and TV-7D/U, Panel Assembly, Resistor Mounting Board, and E106 Mounted.

(1) ILLUSTRATION (A) FIG NO.	(B) ITEM NO.	(2) SMR CODE	(3) NATIONAL STOCK NUMBER	(4) PART NUMBER	(5) FSCM	(6) DESCRIPTION	(7) USABLE ON COIU/M	(8) QTY INC IN UNIT	
5	1	XDHZZ		SMB425641-1	80063	RETAINER, ELECTRON	EA	1	
5	2	PAHZZ	5960-00-262-0218	5Y3WGTA	81349	ELECTRON TUBE	EA	1	
5	2A	XDHZZ		SMB425634	80063	CUSHION	EA	1	
5	3	XDHZZ		SMB425636	80063	BUSHING, STRAIN RELIEF	EA	1	
5	4	XDHZZ		SMD425567	80063	PANEL ASSEMBLY	EA	1	
5	5	PAHZZ	5340-00-964-2555	SMD425566-8	80063	CLAMP, LOOP	3FZ, AJ9	EA	1
5	6	PAHZZ	5305-00-889-3000	MS35206-230	96906	SCREW, MACHINE	AJ9	EA	3
5	7	PAHZZ	5310-00-045-4007	MS35338-41	96906	WASHER, LOCK	EA	5	
5	8	PAHZZ	5310-00-934-9747	MS35649-262	96906	NUT, HEX	EA	1	
5	9	PAHZZ	5310-00-983-8483	MS27183-5	96906	WASHER, FLAT	EA	3	
5	10	XDHZZ		SMD425611	80063	RESISTOR, MOUNTING BOARD	3FZ, AJ9	EA	1
5	11	XDHZZ		SMB425629-1	80063	SPACER	EA	2	
5	12	PAHZZ	5305-00-984-4993	MS35206-233	96906	SCREW, MACHINE	AJ9	EA	6
5	13	PAHZZ	5310-00-082-1404	MS27183-6	96906	WASHER, FLAT	AJ9	EA	1
5	14	XDHZZ		SMB425629-3	80063	SPACER, SLEEVE	EA	1	
5	15	XDHZZ		SMD425566-7	80063	BUMPER, RUBBER	EA	1	
5	16	XDHZZ		SMB425629-2	80063	SPACER, SLEEVE	EA	1	
5	17	PAHZZ	5305-00-984-6222	MS35206-235	96906	SCREW, MACHINE	EA	1	
5	18	PAHZZ	5960-00-223-5970	SMB425641-2	80063	RETAINER, ELECTRON	EA	1	
5	19	PAHZZ	5960-00-615-5603	83	79089	ELECTRON TUBE	EA	1	



EL3CW008

Figure 6. TV-7A/U, TV-7B/U, and TV-7D/U, Rear Right Oblique.

(1) ILLUSTRATION (A) FIG NO.	(B) ITEM NO.	(2) SMR CODE	(3) NATIONAL STOCK NUMBER	(4) PART NUMBER	(5) FSCM	(6) DESCRIPTION	(7) USABLE ON COIU/M	(8) QTY INC IN UNIT
6	1	PAHZZ	5910-00-666-7488	CP04A1EE222M	81349	CAPACITOR, FIXE	EA	1
6	2	XDHZZ		SMB425699	80063	BRACKET, MOUNTING	AJ9	EA 1
6	3	PAHZZ	5305-00-984-4988	MS35206-228	96906	SCREW, MACHINE	AJ9	EA 2
6	4	PAHZZ	5310-00-983-8483	MS27183-5	96906	WASHER, FLAT	AJ9	EA 4
6	5	PAHZZ	5310-00-045-4007	MS35338-41	96906	WASHER, LOCK	AJ9	EA 2
6	6	PAHZZ	5310-00-934-9747	MS35649-262	96906	NUT, PLAIN, HEXAGON	AJ9	EA 4
6	7	PAHZZ	5905-00-299-2028	RC32GF153J	81349	RESISTOR, FIXE	EA	1
6	8	PAHZZ	5905-00-192-0662	RC20GF184K	81349	RESISTOR, FIXE	EA	1
6	9	PAHZZ	5935-00-228-6145	77M1P8TM	29587	SOCKET, TUBE	EA	1
6	9	XDHZZ		SMB425569	80063	SOCKET, TUBE SELECT	3F2	EA 1
6	10	PAHZZ	5935-00-162-3077	49RSS4	02660	SOCKET, TUBE	EA	1
6	11	PAHZZ	5999-00-244-5390	5105002	27591	POWER CORD	EA	2
6	12	PAHZZ	5305-00-043-6640	MS35225-15	96906	SCREW, MACHINE	AJ9	EA 2

NATIONAL STOCK NUMBER AND PART NUMBER INDEX

NOTE: LATEST NATIONAL STOCK NUMBER AND PART NUMBER ASSIGNMENTS ARE INCLUDED AT END OF

STOCK NUMBER	FIGURE NO.	ITEM NO.	STOCK NUMBER	FIGURE NO.	ITEM NO.		
5310-00-013-4530	4	1	6210-00-299-4149	2	18		
6240-00-014-2306	1	38	5120-00-322-5756	1	16		
5935-00-018-9183	2	12	5120-00-322-5757	1	31		
5305-00-043-6640	2	7	5975-00-351-6114	1	20		
5305-00-043-6640	6	12	5975-00-383-1318	1	59		
5305-00-043-6663	3	3	5905-00-409-7616	4	10		
5305-00-043-6668	4	28	5310-00-489-7726	2	24		
			5950-00-501-4598	4	8		
5310-00-045-4007	1	12	5935-00-501-5792	2	3		
5310-00-045-4007	4	29	5905-00-503-5160	4	41		
5310-00-045-4007	5	7	5355-00-523-8289	1	23		
5310-00-045-4007	6	5	5310-00-543-2410	2	8		
5905-00-059-7464	4	19	5310-00-543-2410	4	18		
5905-00-059-8017	4	21	5310-00-543-5060	3	12		
5905-00-059-8768	4	25	5330-00-543-6798	1	5		
6625-00-075-2455	1	33	5930-00-548-9960	3	13		
6625-00-075-2455	1	37	5905-00-549-9501	4	24		
5310-00-082-1404	5	13	5935-00-552-4490	1	56		
			5905-00-552-5153	4	43		
			5910-00-557-6793	4	32		
			5935-00-578-2644	2	10		
5910-00-112-7483	3	8	5305-00-579-3029	1	30		
5905-00-115-3565	4	47	5960-00-615-5603	5	19		
5935-00-129-9358	2	6	6625-00-618-9928	1	44		
6240-00-155-8706	1	36	6625-00-618-9929	1	45		
5905-00-158-5716	2	15					
5355-00-160-7105	1	27	5905-00-642-2417	4	12		
5935-00-162-3077	2	28					
5935-00-162-3077	6	10	5905-00-644-8936	2	29		
5935-00-173-8220	2	4	5930-00-655-1514	2	14		
6240-00-179-1814	1	25	5905-00-665-9372	2	27		
5310-00-186-7410	1	11					
5905-00-192-0662	6	8	6625-00-669-0741	1	21		
5935-00-201-4783	2	6	6625-00-684-1189	1	47		
5340-00-205-5184	1	28	5935-00-702-1679	1	31		
5905-00-221-5860	3	19	6625-00-727-7065	1	15		
5960-00-223-5970	5	18	6625-00-727-7065	2	5		
5935-00-228-6145	6	9	5305-00-889-3000	1	46		
5999-00-230-1212	1	4	5305-00-889-3000	2	23		
6250-00-243-8288	3	2	5305-00-889-3000	4	2		
5999-00-244-5390	6	11	5305-00-889-3000	5	6		
5935-00-248-3549	2	1	5950-00-902-3253	2	2		
5905-00-254-9201	4	11A	6625-00-913-0459	1	1		
5935-00-258-1194	1	34	5310-00-934-9739	4	17		
5905-00-258-6558	3	4	5310-00-934-9747	5	8		
5905-00-259-3509	4	41	5310-00-934-9747	6	6		
5930-00-259-8950	3	9	5310-00-951-4679	4	6		
5960-00-262-0218	5	2	5340-00-964-2555	5	5		
5905-00-279-2661	4	48	5305-00-983-6730	2	19		
5905-00-279-3499	3	10	5310-00-983-8483	4	3		
			5310-00-983-8483	5	9		
5905-00-279-7519	3	16	5310-00-983-8483	6	4		
5905-00-279-8195	4	43	5305-00-984-4983	1	10		
5905-00-280-1582	4	44	5305-00-984-4988	6	3		
5975-00-281-0046	1	2	5305-00-984-4993	5	12		
5355-00-284-5664	1	43	5305-00-984-6222	5	17		
5905-00-299-2028	6	7	5305-00-984-6223	4	22		
			5905-00-985-5438	4	14		
6210-00-299-4149	1	40					
PART NUMBER	FSCM	FIG NO	ITEM NO	PART NUMBER	FSCM	FIG NO	ITEM NO
A1313	641	1	47	EDC41830RED	72512	1	24
A414L	72765	1	32	FP6325	30724	4	8
A6-120	25472	2	24	MS15795-203	96906	4	6
				MS15795-206	96906	1	11
B109	641	1	49	MS27183-5	96906	4	3
B2A2D1	6288	4	9	MS27183-5	96906	5	9
B246-501	641	1	44	MS27183-5	96906	6	4
B246-502	641	1	45	MS27183-6	96906	5	13
CE63C101E	81349	4	32	MS35058-22	96906	2	14
				MS35206-228	96906	6	3
CM30B272K	81349	4	42	MS35206-230	96906	5	6
CPH1-2	33224	4	43	MS35206-233	96906	5	12
CP04A1EE222M	81349	6	1	MS35206-235	96906	5	17
CP28A1EF104K	81349	3	8	MS35206-236	96906	4	22
				MS35225-15	96906	2	7

NATIONAL STOCK NUMBER AND PART NUMBER INDEX

PART NUMBER	FSCM	FIG. NO.	ITEM NO.	PART NUMBER	FSCM	FIG. NO.	ITEM NO.
MS35225-15	96906	6	12	SMB425570	80063	2	17
MS35225-18	96906	2	19	SMB425571	80063	2	28
MS35225-26	96906	1	10	SMB425572	80063	2	1
MS35225-28	96906	3	3	SMB425573	80063	2	3
MS35225-30	96906	1	46	SMB425574	80063	2	13
MS35225-30	96906	2	23	SMB425575	80063	2	11
MS35225-30	96906	4	2	SMB425576	80063	2	12
MS35225-33	96906	4	28	SMB425577	80063	2	5
				SMB425578	80063	2	10
				SMB425579	80063	2	4
MS35225-8	96906	3	11	SMB425580-1	80063	2	16
MS35231-33	96906	2	25	SMB425580-2	80063	2	20
MS35233-1	96906	1	30	SMB425581-1	80063	1	34
MS35338-22	96906	4	36	SMB425581-2	80063	1	31
MS35338-39	96906	3	12	SMB425584	80063	2	18
MS35338-40	96906	2	8	SMB425584-3	80063	1	40
MS35338-40	96906	4	18	SMB425585	80063	2	29
MS35338-41	96906	1	12	SMB425586	80063	2	27
MS35338-41	96906	4	29	SMB425587	80063	2	22
MS35338-41	96906	5	7	SMB425589	80063	1	21
MS35338-41	96906	6	5	SMB425597	80063	4	41
MS35649-242	96906	4	17	SMB425615	80063	4	26
MS35649-262	96906	5	8	SMB425616	80063	4	16
MS35649-262	96906	6	6	SMB425618-1	80063	4	13
				SMB425618-2	80063	4	11
MS35649-62	96906	4	1	SMB425618-3	80063	4	24
				SMB425618-3	80063	4	24
				SMB425619	80063	4	15
MS91184-1	96906	1	56	SMB425629-1	80063	5	11
MS91531-2N2B	96906	1	41	SMB425629-2	80063	5	16
NE45	8108	1	25	SMB425629-3	80063	5	14
RB15AK109ROF	81349	4	19	SMB425633	80063	1	42
RB15AK111ROD	81349	4	21	SMB425634	80063	5	2A
RB15AK150ROF	81349	4	25	SMB425635	80063	1	55
RB15AK27ROOF	81349	4	27	SMB425636	80063	5	3
RB15AK45ROOF	81349	4	12	SMB425641-1	80063	5	1
				SMB425641-2	80063	5	18
RB15AK89ROOF	81349	4	14	SMB425646	80063	1	26
RC20GF105K	81349	4	10	SMB425699	80063	6	2
RC20GF184K	81349	6	8	SMC353989	80063	1	8
RC20GF273J	81349	3	10	SMC353990	80063	1	7
RC20GF334K	81349	3	19	SMC425590	80063	4	39
RC20GF473J	81349	4	11A	SMC425590	80063	4	46
				SMC425590-12	80063	4	38
RC32GF153J	81349	6	7	SMC425610	80063	3	7
RC32GF182J	81349	4	48	SMC425612	80063	3	14
RC32GF470K	81349	3	4	SMC425613	80063	3	17
RC32GF861J	81349	4	47	SMC425627	80063	3	1
RN20X1001F	81349	4	44	SMC425628	80063	4	33
RN75B1201F	81349	4	45	SMC95950	80063	2	26
RN75B2253F	81349	4	43	SMD425527	80063	1	57
RP101FD201KK	81349	2	15	SMD425557	80063	1	39
				SMD425566	80063	1	29
				SMD425566-7	80063	5	15
SCB83314	80063	1	28	SMD425566-8	80063	5	5
SMA179272	80063	3	9	SMD425567	80063	5	4
SMA425603	80063	3	6	SMD425568	80063	2	21
SMA425605	80063	3	5	SMD425611	80063	5	10
SMA425607	80063	3	5A	SMD425626	80063	4	7
SMA425625	80063	3	9	SR5P1	28510	1	20
SMB179193	80063	1	16				
SMB179259	80063	1	23				
SMB4255-45	80063	4	34	S292-3L	75376	1	27
SMB425535	80063	1	5	S292-34BB	75376	1	22
SMB425537	80063	1	53	S308-64-BB40281	75376	1	43
SMB425539	80063	1	1	TS101P02	80058	2	6
SMB425540	80063	1	14				
SMB425543-1	80063	1	50				
SMB425543-2	80063	1	9	1AV8500	37942	4	41
SMB425546	80063	1	16	16277-4	28569	1	13
SMB425547	80063	1	13	18763-321(280)	28569	3	16
SMB425548	80063	1	15	203AS	83330	1	18
SMB425553	80063	4	30	224994-130	76854	3	13
SMB425554	80063	1	52				
SMB425556	80063	1	51				
SMB425560	80063	1	48				
SMB425561	80063	1	33	43C	80063	4	13
SMB425561	80063	1	37	47	8808	1	36
SMB425569	80063	2	6	48C	76545	1	4
SMB425569	80063	6	9	49	46545	1	2

NATIONAL STOCK NUMBER AND PART NUMBER INDEX

PART NUMBER	FSCM	FIG. NO.	ITEM NO.	PART NUMBER	FSCM	FIG. NO.	ITEM NO.
49	80063	1	59	6525	43021	4	35
49RSS4	2660	6	10	7400-0013	94991	1	19
5Y3WGTA	81349	5	2	77MLP8TM	29587	6	9
5105002	27591	6	11	81	8108	1	38
56-590-65-4A	2114	2	2	83	79089	5	19
5615	43021	4	5	88	76545	1	58

LATEST NATIONAL STOCK NUMBER ASSIGNMENTS

LATEST PART NUMBER ASSIGNMENTS

STOCK NUMBER	FIG. NO.	ITEM NO.	PART NUMBER	FSCM	FIG. NO.	ITEM NO.
5310-00-045-4007	4	36	CM15FD471G03	81349	3	18
5905-00-258-6918	4	40	MS35206-236	96906	4	20
5905-00-369-6916	4	45	MS35206-238	96906	4	4
5355-00-543-7183	1	41	MS35649-242	96906	2	9
5910-00-666-7488	6	1	MS35650-362	96906	4	31
5910-00-762-2945	3	18	RB08CE806R0D	81349	4	23
5905-00-815-3197	4	23	RB08CE89R0D	81349	4	12
5310-00-934-9739	2	9	RCR32G122JS	81349	4	45
5310-00-934-9755	4	31	RW31V18Z	81349	4	40
5305-00-984-6223	4	20	19350-1	28569	3	2
5305-00-984-6225	4	4				
5905-00-985-5438	4	12				

RECOMMENDED CHANGES TO EQUIPMENT TECHNICAL MANUALS



SOMETHING WRONG WITH THIS MANUAL?

THEN... JOT DOWN THE DOPE ABOUT IT ON THIS FORM, TEAR IT OUT, FOLD IT AND DROP IT IN THE MAIL!

FROM: (YOUR UNIT'S COMPLETE ADDRESS)

Commander
Stateside Army Depot
ATTN: AMSTA-US
Stateside, N.J. 07703

DATE 10 July 1975

PUBLICATION NUMBER

TM 11-5840-340-20P

DATE

23 Jan 78

TITLE

Radar Set AN/PRC-76

BE EXACT... PIN-POINT WHERE IT IS

IN THIS SPACE TELL WHAT IS WRONG AND WHAT SHOULD BE DONE ABOUT IT:

PAGE NO.	PARA-GRAPH	FIGURE NO.	TABLE NO.
33			
44		19	
45			

For item 2, change the NSN to read: 5835-00-134-9186.
Reason: Accuracy.

Identify the cover on the junction box (item no. 5).
Reason: It is a separate item and is not called out on figure 19.

Add the cover of the junction box as an item in the listing for figure 19.
Reason: Same as above.

E
L
P
M
A
S

TEAR ALONG DOTTED LINE

TYPED NAME, GRADE OR TITLE, AND TELEPHONE NUMBER

SSG I. M. DeSpirito 999-1776

SIGN HERE:

SSG I. M. DeSpirito


DA FORM 2028-2
1 AUG 74

P.S.--IF YOUR OUTFIT WANTS TO KNOW ABOUT YOUR MANUAL "FIND," MAKE A CARBON COPY OF THIS AND GIVE IT TO YOUR HEADQUARTERS.

FILL IN YOUR
UNIT'S ADDRESS

FOLD BACK

DEPARTMENT OF THE ARMY



OFFICIAL BUSINESS

PENALTY FOR PRIVATE USE, \$300

POSTAGE AND FEES PAID
DEPARTMENT OF THE ARMY
DOD-314



Commander
US Army Communications and
Electronics Materiel Readiness Command
ATTN: DRSEL-ME-MQ
Fort Monmouth, New Jersey 07703

TEAR ALONG DOTTED LINE

FOLD BACK

FILL IN YOUR
UNIT'S ADDRESS

FOLD BACK

DEPARTMENT OF THE ARMY

OFFICIAL BUSINESS
PENALTY FOR PRIVATE USE, \$300

POSTAGE AND FEES PAID
DEPARTMENT OF THE ARMY
DOD-314



Commander
US Army Communications and
Electronics Materiel Readiness Command
ATTN: DRSEL-ME-MQ
Fort Monmouth, New Jersey 07703

TEAR ALONG DOTTED LINE

FOLD BACK

RECOMMENDED CHANGES TO EQUIPMENT TECHNICAL MANUALS



SOMETHING WRONG WITH THIS MANUAL?

THEN... JOT DOWN THE DOPE ABOUT IT ON THIS FORM, TEAR IT OUT, FOLD IT AND DROP IT IN THE MAIL!

FROM: (YOUR UNIT'S COMPLETE ADDRESS)

DATE

PUBLICATION NUMBER

TM 11-6625-274-24P

DATE

28 Nov 79

TITLE

Test Sets, Electron Tube
TV-7A/U, TV-7B/U, TV-7D/U

BE EXACT... PIN-POINT WHERE IT IS

PAGE NO.	PARA-GRAPH	FIGURE NO.	TABLE NO.

IN THIS SPACE TELL WHAT IS WRONG AND WHAT SHOULD BE DONE ABOUT IT:

TEAR ALONG DOTTED LINE

TYPED NAME, GRADE OR TITLE, AND TELEPHONE NUMBER

SIGN HERE:

DA FORM 2028-2
1 AUG 74

P.S.--IF YOUR OUTFIT WANTS TO KNOW ABOUT YOUR MANUAL "FIND," MAKE A CARBON COPY OF THIS AND GIVE IT TO YOUR HEADQUARTERS.

FILL IN YOUR
UNIT'S ADDRESS

FOLD BACK

DEPARTMENT OF THE ARMY

OFFICIAL BUSINESS
PENALTY FOR PRIVATE USE, \$300

POSTAGE AND FEES PAID
DEPARTMENT OF THE ARMY
DOD-314



Commander
US Army Communications and
Electronics Materiel Readiness Command
ATTN: DRSEL-ME-MQ
Fort Monmouth, New Jersey 07703

TEAR ALONG DOTTED LINE

FOLD BACK

By Order of the Secretary of the Army:

E. C. MEYER
General, United States Army
Chief of Staff

Official:

J. C. PENNINGTON
Major General, United States Army
The Adjutant General

Distribution:

Active Army:

- HISA (Ft Monmouth) (21)
- USAINSCOM (2)
- COE (1)
- TSG (1)
- USAARENBD (1)
- DARCOM (1)
- TRADOC (2)
- OS Maj Cored (4)
- TECOM (2)
- USACC (4)
- MDW (1)
- Armies (2)
- Corps (2)
- Svc Colleges (1)
- USASIGS (5)
- USAADS (2)
- USAFAS (2)
- USAARMS (2)

- USAIS (2)
- USAICS (3)
- MAAG (1)
- USARMIS (1)
- USAERDAA (1)
- USAERDAW (1)
- Fort Gordon (10)
- Fort Carson (5)
- Army Dep (1) except:
 - LBAD (14)
 - SAAD (30)
 - TOAD (14)
 - SHAD (3)
- Fort Gillem (10)
- USA Dep(I)
- Sig Sec USA Dep (1)
- Fort Richardson (CERCOM Oft) (2)
- Units org under fol TOE:
(SEE LAST PAGE IN MANUAL)

USAES (2)

NG: State AG (3); Units—Same as Active Army except allowance is one copy per unit.

USAR: None.

For explanation of abbreviations used, see AR 310-50.

